Appendix C: - Central Region

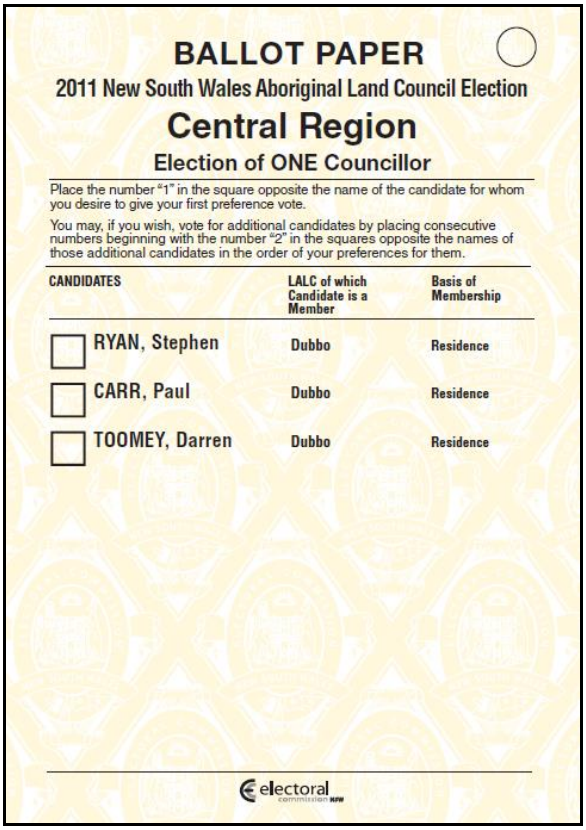

BALLOT PAPER

2011 New South Wales Aboriginal Land Council Election

Central Region

Election of ONE Councillor

Place the number "1" in the square opposite the name of the candidate for whom you desire to give your first preference vote.

You may, if you wish, vote for additional candidates by placing consecutive numbers beginning with the number "2" in the squares opposite the names of those additional candidates in the order of your preferences for them.

CANDIDATES	LALC of which Candidate is a Member	Basis of Membership
RYAN, Stephen	Dubbo	Residence
CARR, Paul	Dubbo	Residence
TOOMEY, Darren	Dubbo	Residence

electoral commission NSW

Mid North Coast Region

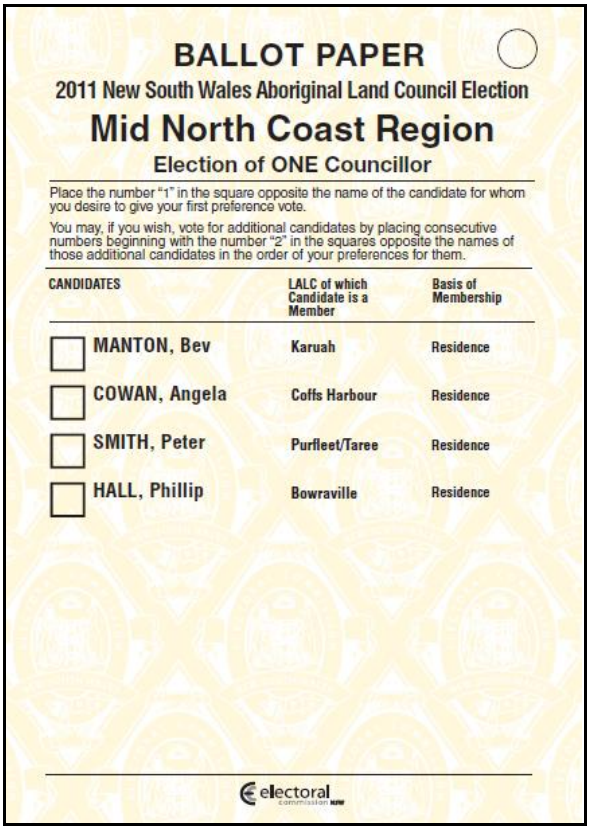

BALLOT PAPER

2011 New South Wales Aboriginal Land Council Election

Mid North Coast Region

Election of ONE Councillor

Place the number "1" in the square opposite the name of the candidate for whom you desire to give your first preference vote.

You may, if you wish, vote for additional candidates by placing consecutive numbers beginning with the number "2" in the squares opposite the names of those additional candidates in the order of your preferences for them.

CANDIDATES	LALC of which Candidate is a Member	Basis of Membership
MANTON, Bev	Karuah	Residence
COWAN, Angela	Coffs Harbour	Residence
SMITH, Peter	Purfleet/Taree	Residence
HALL, Phillip	Bowraville	Residence

electoral commission NSW

North Coast Region

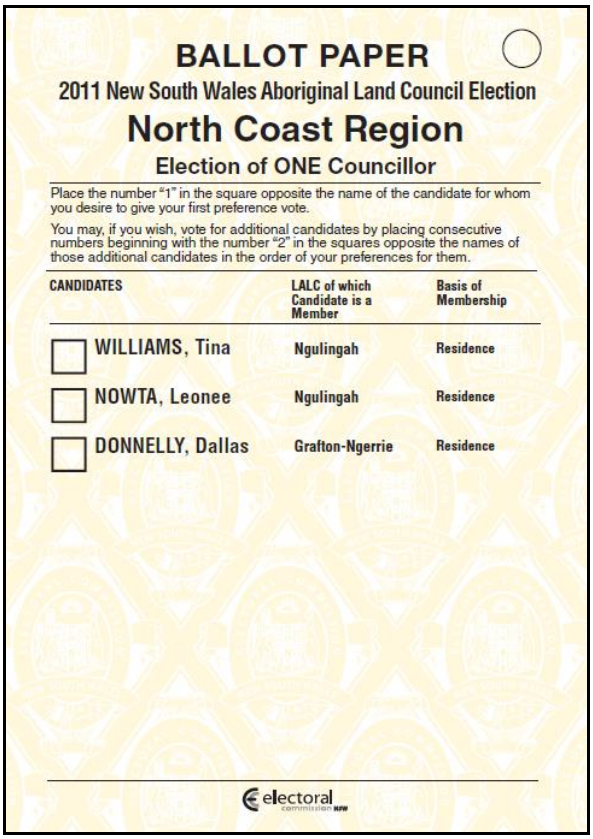

BALLOT PAPER

2011 New South Wales Aboriginal Land Council Election

North Coast Region

Election of ONE Councillor

Place the number "1" in the square opposite the name of the candidate for whom you desire to give your first preference vote.

You may, if you wish, vote for additional candidates by placing consecutive numbers beginning with the number "2" in the squares opposite the names of those additional candidates in the order of your preferences for them.

CANDIDATES	LALC of which Candidate is a Member	Basis of Membership
WILLIAMS, Tina	Ngulingah	Residence
NOWTA, Leonee	Ngulingah	Residence
DONNELLY, Dallas	Grafton-Ngerrie	Residence

electoral commission NSW

North Western Region

BALLOT PAPER

2011 New South Wales Aboriginal Land Council Election

North Western Region

Election of ONE Councillor

Place the number "1" in the square opposite the name of the candidate for whom you desire to give your first preference vote.

You may, if you wish, vote for additional candidates by placing consecutive numbers beginning with the number "2" in the squares opposite the names of those additional candidates in the order of your preferences for them.

CANDIDATES	LALC of which Candidate is a Member	Basis of Membership
TRINDALL, Craig	Narrabri	Residence
McHUGHES, Feli	Brewarrina	Residence
FLICK, Joe	Collarenebri	Association
FERGUSON, Alister	Nulla Nulla	Residence
TRINDALL, Les	Coonamble	Residence
DENNIS, Anne	Walgett	Residence
TRINDALL, Lynn	Narrabri	Residence
PITT, Edward	Moree	Residence

electoral commission NSW

Northern Region

BALLOT PAPER

2011 New South Wales Aboriginal Land Council Election

Northern Region

Election of ONE Councillor

Place the number "1" in the square opposite the name of the candidate for whom you desire to give your first preference vote.

You may, if you wish, vote for additional candidates by placing consecutive numbers beginning with the number "2" in the squares opposite the names of those additional candidates in the order of your preferences for them.

CANDIDATES	LALC of which Candidate is a Member	Basis of Membership
ALLAN, Shane	Nungaroo	Residence
SUTHERLAND, Bob	Coonabarabran	Residence
BRIGGS, Tom	Dorrigo Plateau	Association
LOCKWOOD-ROSS, Christine	Armidale	Residence
ALLEN, Jock	Tamworth	Residence

electoral commission NSW

South Coast Region

BALLOT PAPER

2011 New South Wales Aboriginal Land Council Election

South Coast Region

Election of ONE Councillor

Place the number "1" in the square opposite the name of the candidate for whom you desire to give your first preference vote.

You may, if you wish, vote for additional candidates by placing consecutive numbers beginning with the number "2" in the squares opposite the names of those additional candidates in the order of your preferences for them.

CANDIDATES	LALC of which Candidate is a Member	Basis of Membership
HAMPTON, Jack	Nowra	Association
HOUSE, Paul	Ngambri	Residence
SMITH, Basil	Batemans Bay	Residence
MASON, Vivienne	Wagonga	Association
DIXON, John	Bega	Residence

electoral commission NSW

Sydney/Newcastle Region

BALLOT PAPER

2011 New South Wales Aboriginal Land Council Election

Sydney/Newcastle Region

Election of ONE Councillor

Place the number "1" in the square opposite the name of the candidate for whom you desire to give your first preference vote.

You may, if you wish, vote for additional candidates by placing consecutive numbers beginning with the number "2" in the squares opposite the names of those additional candidates in the order of your preferences for them.

CANDIDATES	LALC of which Candidate is a Member	Basis of Membership
INGRAM, Norma	Metropolitan	Association
SIMMS, Vic	La Perouse	Residence
AH-SEE, Roy	Darkinjung	Residence
RAMBALDINI, Boe	Metropolitan	Association
ELLA-DUNCAN, Marcia	La Perouse	Residence
DELANEY, Brad	Deerubbin	Association

electoral commission NSW

Western Region

BALLOT PAPER

2011 New South Wales Aboriginal Land Council Election

Western Region

Election of ONE Councillor

Place the number "1" in the square opposite the name of the candidate for whom you desire to give your first preference vote.

You may, if you wish, vote for additional candidates by placing consecutive numbers beginning with the number "2" in the squares opposite the names of those additional candidates in the order of your preferences for them.

CANDIDATES	LALC of which Candidate is a Member	Basis of Membership
WHYMAN, Owen	Mutawintji	Association
MURRAY, William	Wilcannia	Residence
FERGUSON, Keith	Mutawintji	Association
KERWIN, Monica	Wilcannia	Residence
JONES, Des	Dareton	Residence
EDWARDS, Jennifer	Wilcannia	Residence

electoral commission NSW

Wiradjuri Region

BALLOT PAPER

2011 New South Wales Aboriginal Land Council Election

Wiradjuri Region

Election of ONE Councillor

Place the number "1" in the square opposite the name of the candidate for whom you desire to give your first preference vote.

You may, if you wish, vote for additional candidates by placing consecutive numbers beginning with the number "2" in the squares opposite the names of those additional candidates in the order of your preferences for them.

CANDIDATES	LALC of which Candidate is a Member	Basis of Membership
REID, Robert	Wagga Wagga	Residence
CROMELIN, Craig	Murrin Bridge	Residence
WOODS, Ian	Hay	Residence
WILLIAMS, James	Orange	Residence
INGRAM, Warren	Leeton & District	Residence
WILLIAMS, Denese	Brungle/Tumut	Residence
COE, Les	Cowra	Residence
SHERIDAN, Violet	Onerwal	Association

electoral commission NSW

Appendix D: First Preference Counts – Central Region

Check Count

electoral commission NSW

NSW ABORIGINAL LAND COUNCIL

CENTRAL REGION

Saturday 6 August 2011

Current as at : 21/11/2011 14:32

Polling Place	RYAN, Stephen	CARR, Paul	TOOMEY, Darren	Formal Votes	Informal	Total Votes
Gilgandra High	26	3	0	29	1	30
Gulargambone Central	9	0	3	12	0	12
Mudgee High	4	2	1	7	1	8
Narromine Public	21	5	13	39	0	39
Nyngan High	11	1	3	15	2	17
Trangie Central	15	3	1	19	0	19
Warren Central	12	3	0	15	0	15
Wellington Public	11	1	9	21	1	22
Wesley Cntr Dubbo	43	31	22	96	8	104
Total Formal Votes	**152**	**49**	**52**	**253**	**13**	**266**
% Formal	**60.1%**	**19.4%**	**20.6%**	**100.0%**	**4.9%**	
Postal	4	0	0	4	0	4
Disputed	0	0	0	0	0	0
Total Declaration Votes	**4**	**0**	**0**	**4**	**0**	**4**
% Formal Declaration	**100.0%**	**0.0%**	**0.0%**	**100.0%**	**0.0%**	
TOTAL	**156**	**49**	**52**	**257**	**13**	**270**
% Total	**60.7%**	**19.1%**	**20.2%**	**100.0%**	**4.8%**	

Number on Roll:	1,126	% of enrolled	24.0%

Check Count

electoral commission NSW

NSW ABORIGINAL LAND COUNCIL

MID NORTH COAST REGION

Saturday 6 August 2011

Current as at : 21/11/2011 14:38

Polling Place	MANTON, Bev	COWAN, Angela	SMITH, Peter	HALL, Phillip	Formal Votes	Informal	Total Votes
Bellbrook Public	5	0	1	9	15	0	15
Corindi Public	0	1	1	0	2	0	2
Forster Public	6	0	8	23	37	3	40
Karuah Public	43	1	9	0	53	3	56
Kempsey Sth Public	6	1	9	0	16	1	17
Kempsey W Public	6	6	22	13	47	0	47
Macksville Snr Ctzns Cntr	1	2	6	0	9	0	9
Manning Gardens Public	18	6	25	0	49	1	50
Nambucca Heads Ent. Cntr	20	4	4	4	32	2	34
Norm Jordan Pavilion	5	15	0	0	20	2	22
Purfleet Comm. Cntr	3	3	63	0	69	2	71
St James Bowraville	2	0	2	25	29	1	30
Wauchope High	10	0	7	0	17	2	19
Westport High	8	0	13	10	31	0	31
Total Formal Votes	**133**	**39**	**170**	**84**	**426**	**17**	**443**
% Formal	**31.2%**	**9.2%**	**39.9%**	**19.7%**	**100.0%**	**3.8%**	
Postal	4	0	1	11	16	1	17
Disputed	0	1	1	0	2	0	2
Total Declaration Votes	**4**	**1**	**2**	**11**	**18**	**1**	**19**
% Formal Declaration	**22.2%**	**5.6%**	**11.1%**	**61.1%**	**100.0%**	**5.3%**	
TOTAL	**137**	**40**	**172**	**95**	**444**	**18**	**462**
% Total	**30.9%**	**9.0%**	**38.7%**	**21.4%**	**100.0%**	**3.9%**	

Number on Roll:	1,476	% of enrolled	31.3%

First Preference Counts – North Coast Region

Check Count

electoral commission NSW

NSW ABORIGINAL LAND COUNCIL

NORTH COAST REGION

Saturday 6 August 2011

Current as at : **21/11/2011 14:45**

Polling Place	WILLIAMS, Tina	NOWTA, Leonee	DONNELLY, Dallas	Formal Votes	Informal	Total Votes
Ballina High	6	1	15	22	1	23
Baryulgil Public	0	0	12	12	0	12
Casino High	20	1	21	42	0	42
Coraki Public	11	1	0	12	3	15
Cudgen Public	2	0	0	2	0	2
Fingal Head Public	17	4	2	23	2	25
Gulmarrad Public	12	1	22	35	0	35
Kyogle High	15	1	3	19	1	20
Lismore Public	38	24	11	73	3	76
Malabugilmah Comm. Hall	5	1	5	11	2	13
Sth Grafton Public	6	9	35	50	2	52
Tabulam Public	27	5	19	51	3	54
Tweed River High	15	3	7	25	2	27
Wardell Hall	6	0	11	17	3	20
Woodenbong School	7	1	9	17	0	17
Yamba Public	10	0	19	29	1	30
Total Formal Votes	**197**	**52**	**191**	**440**	**23**	**463**
% Formal	**44.8%**	**11.8%**	**43.4%**	**100.0%**	**5.0%**	
Postal	4	0	3	7	0	7
Disputed	2	0	4	6	1	7
Total Declaration Votes	**6**	**0**	**7**	**13**	**1**	**14**
% Formal Declaration	**46.2%**	**0.0%**	**53.8%**	**100.0%**	**7.1%**	
TOTAL	**203**	**52**	**198**	**453**	**24**	**477**
% Total	**44.8%**	**11.5%**	**43.7%**	**100.0%**	**5.0%**	

Number on Roll:	1,797	% of enrolled	26.5%

Check Count

electoral commission NSW

NSW ABORIGINAL LAND COUNCIL

NORTH WESTERN REGION

Saturday 6 August 2011

Current as at : 21/11/2011 14:48

Polling Place	TRINDALL, Craig	McHUGHES, Feli	FLICK, Joe	FERGUSON, Alister	TRINDALL, Les	DENNIS, Anne	TRINDALL, Lynn	PITT, Edward	Formal Votes	Informal	Total Votes
Baradine Central	10	2	1	0	4	0	0	0	17	1	18
Boggabilla Central	2	0	0	0	1	21	1	0	25	4	29
Bourke TAFE	0	0	2	11	0	10	0	0	23	0	23
Brewarrina Comm. Cntr	3	24	5	8	5	18	0	0	63	10	73
Collarenebri Central	2	1	13	0	6	17	0	0	39	2	41
Coonamble High	2	7	1	0	39	6	4	1	60	1	61
Enngonia Public	0	0	0	11	0	2	0	0	13	0	13
Goodooga Central	0	2	6	1	2	14	2	0	27	2	29
Lightning Ridge Central	1	17	6	0	0	7	0	2	33	1	34
Moree College - Albert St	7	4	3	0	4	3	1	23	45	0	45
Mungindi Central	0	17	2	3	1	1	2	4	30	0	30
Narrabri Public	34	0	1	0	1	9	19	3	67	1	68
Pilliga Public	0	0	0	0	3	0	0	0	3	0	3
Toomelah Public	6	1	2	0	0	12	1	3	25	1	26
Walgett High	2	8	20	1	4	76	1	3	115	6	121
Wee Waa Public	4	1	1	0	0	13	14	1	34	0	34
Weilmoringle Public	0	1	0	2	1	12	0	1	17	2	19
Total Formal Votes	**73**	**85**	**63**	**37**	**71**	**221**	**45**	**41**	**636**	**31**	**667**
% Formal	**11.5%**	**13.4%**	**9.9%**	**5.8%**	**11.2%**	**34.7%**	**7.1%**	**6.4%**	**100.0%**	**4.6%**	
Postal	0	1	0	0	0	7	2	1	11	0	11
Disputed	0	1	0	0	0	0	0	2	3	0	3
Total Declaration Votes	**0**	**2**	**0**	**0**	**0**	**7**	**2**	**3**	**14**	**0**	**14**
% Formal Declaration	**0.0%**	**14.3%**	**0.0%**	**0.0%**	**0.0%**	**50.0%**	**14.3%**	**21.4%**	**100.0%**	**0.0%**	
TOTAL	**73**	**87**	**63**	**37**	**71**	**228**	**47**	**44**	**650**	**31**	**681**
% Total	**11.2%**	**13.4%**	**9.7%**	**5.7%**	**10.9%**	**35.1%**	**7.2%**	**6.8%**	**100.0%**	**4.6%**	

Number on Roll:	2,340	% of enrolled	29.1%

Check Count

electoral commission NSW

NSW ABORIGINAL LAND COUNCIL

NORTHERN REGION

Saturday 6 August 2011

Current as at : 21/11/2011 14:55

Polling Place	ALLAN, Shane	SUTHERLAND, Bob	BRIGGS, Tom	LOCKWOOD-ROSS, Christine	ALLEN, Jock	Formal Votes	Informal	Total Votes
Ashford School	1	0	15	0	0	16	0	16
Coonabarabran Youth Club	7	56	7	0	1	71	1	72
Dorrigo Comm. Cntr	0	0	6	0	0	6	0	6
Glen Innes Public	0	0	13	1	0	14	1	15
Gunnedah Town Hall	7	11	9	1	4	32	0	32
Guyra School	0	0	7	1	0	8	0	8
Linking Together Centre	2	0	15	0	0	17	1	18
Muswellbrook Sth Public	3	0	5	0	0	8	0	8
Newling Public	0	1	44	39	1	85	2	87
Quirindi High	37	0	4	2	5	48	1	49
Singleton Public	0	0	4	0	0	4	1	5
Tamworth Public	19	3	13	0	16	51	2	53
Tenterfield Mem. Hall	0	0	22	4	1	27	0	27
Tingha Public	1	0	21	1	0	23	3	26
Uralla Anglican	0	0	0	0	0	0	0	0
Walcha Anglican	0	1	26	0	0	27	3	30
Walhallow Hall	28	0	0	0	5	33	0	33
Total Formal Votes	**105**	**72**	**211**	**49**	**33**	**470**	**15**	**485**
% Formal	**22.3%**	**15.3%**	**44.9%**	**10.4%**	**7.0%**	**100.0%**	**3.1%**	
Postal	7	3	6	2	0	18	1	19
Disputed	3	0	0	1	1	5	0	5
Total Declaration Votes	**10**	**3**	**6**	**3**	**1**	**23**	**1**	**24**
% Formal Declaration	**43.5%**	**13.0%**	**26.1%**	**13.0%**	**4.3%**	**100.0%**	**4.2%**	
TOTAL	**115**	**75**	**217**	**52**	**34**	**493**	**16**	**509**
% Total	**23.3%**	**15.2%**	**44.0%**	**10.5%**	**6.9%**	**100.0%**	**3.1%**	

Number on Roll:	1,736	% of enrolled	29.3%

Check Count

electoral commission NSW

NSW ABORIGINAL LAND COUNCIL

SOUTH COAST REGION

Saturday 6 August 2011

Current as at : 21/11/2011 14:59

Polling Place	HAMPTON, Jack	HOUSE, Paul	SMITH, Basil	MASON, Vivienne	DIXON, John	Formal Votes	Informal	Total Votes
Batemans Bay High	5	7	16	6	1	35	2	37
Bega Public	9	0	0	0	12	21	1	22
Bodalla Public	1	1	0	13	2	17	1	18
Boomerang Cntr	13	2	8	1	0	24	0	24
Culburra Public	1	3	7	1	2	14	0	14
Eden Marine High	3	8	0	4	0	15	1	16
Moruya Public	4	7	3	0	0	14	1	15
Narooma Public	2	1	1	18	0	22	1	23
Nowra TAFE	59	7	7	2	0	75	1	76
Port Kembla Snr Ctzns Cntr	6	4	1	1	0	12	0	12
Karabar High	0	50	1	0	0	51	3	54
Smiths Hill High	8	0	1	1	0	10	0	10
Ulladulla Civic Cntr	13	0	5	1	0	19	1	20
Wallaga Lake Koori Village	23	1	3	5	1	33	1	34
Total Formal Votes	**147**	**91**	**53**	**53**	**18**	**362**	**13**	**375**
% Formal	**40.6%**	**25.1%**	**14.6%**	**14.6%**	**5.0%**	**100.0%**	**3.5%**	
Postal	0	2	60	5	0	67	3	70
Disputed	0	1	0	0	1	2	0	2
Total Declaration Votes	**0**	**3**	**60**	**5**	**1**	**69**	**3**	**72**
% Formal Declaration	**0.0%**	**4.3%**	**87.0%**	**7.2%**	**1.4%**	**100.0%**	**4.2%**	
TOTAL	**147**	**94**	**113**	**58**	**19**	**431**	**16**	**447**
% Total	**34.1%**	**21.8%**	**26.2%**	**13.5%**	**4.4%**	**100.0%**	**3.6%**	

Number on Roll:	1,605	% of enrolled	27.9%

Check Count

electoral commission NSW

NSW ABORIGINAL LAND COUNCIL

SYDNEY/NEWCASTLE REGION

Saturday 6 August 2011

Current as at : 21/11/2011 15:01

Polling Place	INGRAM, Norma	SIMMS, Vic	AH-SEE, Roy	RAMBALDINI, Boe	ELLA-DUNCAN, Marcia	DELANEY, Brad	Formal Votes	Informal	Total Votes
Buxton Public	0	1	1	0	0	0	2	0	2
Cessnock W Public	0	0	5	2	0	0	7	0	7
Cranebrook Nhood Cntr	1	0	12	0	2	6	21	0	21
Emerton Public	0	2	6	0	1	1	10	0	10
Garden Suburb Public	0	0	36	5	1	0	42	0	42
Gateshead Public	1	0	15	1	0	0	17	0	17
Holy Family Emerton	3	0	14	0	1	2	20	0	20
Islington Public	1	0	18	4	1	0	24	1	25
John Warby Public	1	0	4	1	0	3	9	0	9
La Perouse Public	2	30	8	2	45	0	87	0	87
Liverpool Public	10	4	24	4	13	0	55	0	55
Marrickville Public	7	0	5	5	2	0	19	0	19
Metford Public	0	0	28	6	0	0	34	1	35
Minto Public	4	0	9	1	0	3	17	0	17
Peninsula Comm. Cntr	3	0	11	16	2	0	32	0	32
Raymond Terrace Public	0	0	11	0	0	1	12	0	12
Redfern Town Hall	24	6	25	3	8	1	67	3	70
Salt Ash Public	0	0	22	2	0	0	24	0	24
Tahmoor Public	7	0	19	1	3	0	30	0	30
Toronto Public	0	0	3	0	1	0	4	0	4
Toukley Public	2	3	33	1	2	0	41	0	41
Wyong Grove Public	1	0	29	4	3	0	37	1	38
Total Formal Votes	**67**	**46**	**338**	**58**	**85**	**17**	**611**	**6**	**617**
% Formal	**11.0%**	**7.5%**	**55.3%**	**9.5%**	**13.9%**	**2.8%**	**100.0%**	**1.0%**	
Postal	0	0	6	3	4	1	14	0	14
Disputed	1	0	0	0	0	0	1	0	1
Total Declaration Votes	**1**	**0**	**6**	**3**	**4**	**1**	**15**	**0**	**15**
% Formal Declaration	**6.7%**	**0.0%**	**40.0%**	**20.0%**	**26.7%**	**6.7%**	**100.0%**	**0.0%**	
TOTAL	**68**	**46**	**344**	**61**	**89**	**18**	**626**	**6**	**632**
% Total	**10.9%**	**7.3%**	**55.0%**	**9.7%**	**14.2%**	**2.9%**	**100.0%**	**0.9%**	

Number on Roll:	2,932	% of enrolled	21.6%

Check Count

electoral commission NSW

NSW ABORIGINAL LAND COUNCIL

WESTERN REGION

Saturday 6 August 2011

Current as at : 21/11/2011 15:05

Polling Place	WHYMAN, Owen	MURRAY, William	FERGUSON, Keith	KERWIN, Monica	JONES, Des	EDWARDS, Jennifer	Formal Votes	Informal	Total Votes
Balranald School	2	4	1	0	5	0	12	0	12
Broken Hill Community INC	3	17	7	2	8	1	38	1	39
Central Darling Council Hall	14	25	3	25	6	11	84	5	89
Cobar Public	0	1	0	0	16	1	18	0	18
Coomealla Health Aboriginal Corp	2	13	4	0	22	2	43	4	47
Ivanhoe School	0	1	0	0	8	1	10	1	11
Menindee Civic Hall	1	9	6	2	9	1	28	0	28
Tibooburra Outback School	0	0	2	0	4	0	6	0	6
Total Formal Votes	**22**	**70**	**23**	**29**	**78**	**17**	**239**	**11**	**250**
% Formal	**9.2%**	**29.3%**	**9.6%**	**12.1%**	**32.6%**	**7.1%**	**100.0%**	**4.4%**	
Postal	0	0	0	1	2	0	3	0	3
Disputed	0	0	0	0	1	0	1	0	1
Total Declaration Votes	**0**	**0**	**0**	**1**	**3**	**0**	**4**	**0**	**4**
% Formal Declaration	**0.0%**	**0.0%**	**0.0%**	**25.0%**	**75.0%**	**0.0%**	**100.0%**	**0.0%**	
TOTAL	**22**	**70**	**23**	**30**	**81**	**17**	**243**	**11**	**254**
% Total	**9.1%**	**28.8%**	**9.5%**	**12.3%**	**33.3%**	**7.0%**	**100.0%**	**4.3%**	

Number on Roll:	754	% of enrolled	33.7%

Check Count

electoral commission NSW

NSW ABORIGINAL LAND COUNCIL

WIRADJURI REGION

Saturday 6 August 2011

Current as at : 21/11/2011 15:08

Polling Place	REID, Robert	CROMELIN, Craig	WOODS, Ian	WILLIAMS, James	INGRAM, Warren	WILLIAMS, Denese	COE, Les	SHERIDAN, Violet	Formal Votes	Informal	Total Votes
Ashmont Public	2	12	1	1	1	4	1	2	24	0	24
Bland Masonic Cntr	0	0	3	0	0	1	0	0	4	0	4
Bletchington Public	7	8	0	10	1	0	0	0	26	1	27
Brungle Public	1	0	4	5	0	10	0	0	20	0	20
Catholic Centre Bathurst	1	0	2	10	1	0	1	0	15	0	15
Condobolin Public	0	4	0	2	0	4	0	0	10	0	10
Cummeragunja Comm. Cntr	0	16	0	0	0	0	0	0	16	0	16
Edward Public	1	0	0	1	2	4	0	0	8	1	9
Glenroy Public	2	1	1	0	1	4	3	0	12	0	12
Griffith Aboriginal Comm Cntr	5	11	0	13	5	1	0	0	35	3	38
Hay Community Building	2	0	13	0	0	0	0	0	15	0	15
Leeton Public	1	2	0	0	12	0	0	0	15	0	15
McDermott Cntr	1	4	0	0	0	0	0	2	7	0	7
Moama Public	0	2	6	0	0	0	0	0	8	0	8
Murray Downs RFS	0	0	0	0	0	0	0	0	0	0	0
Murrin Bridge Preschool	8	34	0	0	10	4	0	0	56	4	60
Narrandera Public	0	0	5	0	5	2	0	0	12	0	12
Peak Hill Leisure Cntr	0	0	2	0	0	0	0	0	2	2	4
Tumut Public	7	0	1	0	1	16	0	0	25	0	25
Yalbillinga Comm. Outreach	2	0	2	4	0	0	10	4	22	1	23
Yass Mem. Hall	0	1	3	0	0	8	0	7	19	0	19
Young Nth Public	0	0	9	0	0	1	0	0	10	0	10
Total Formal Votes	**40**	**95**	**52**	**46**	**39**	**59**	**15**	**15**	**361**	**12**	**373**
% Formal	**11.1%**	**26.3%**	**14.4%**	**12.7%**	**10.8%**	**16.3%**	**4.2%**	**4.2%**	**100.0%**	**3.2%**	
Postal	0	2	3	2	0	1	0	6	14	0	14
Disputed	0	1	0	0	0	0	0	0	1	0	1
Total Declaration Votes	**0**	**3**	**3**	**2**	**0**	**1**	**0**	**6**	**15**	**0**	**15**
% Formal Declaration	**0.0%**	**20.0%**	**20.0%**	**13.3%**	**0.0%**	**6.7%**	**0.0%**	**40.0%**	**100.0%**	**0.0%**	
TOTAL	**40**	**98**	**55**	**48**	**39**	**60**	**15**	**21**	**376**	**12**	**388**
% Total	**10.6%**	**26.1%**	**14.6%**	**12.8%**	**10.4%**	**16.0%**	**4.0%**	**5.6%**	**100.0%**	**3.1%**	

Number on Roll:	2,370	% of enrolled	16.4%

Appendix E: Distribution of Preferences – Central Region



Distribution of Preferences Countsheet

electoral

NSW ABORIGINAL LAND COUNCIL
CENTRAL REGION

1 Councillor
Saturday, 9 August 2011

Current as at:
8/08/2011 10:18

Count 1

Candidates	Votes	Votes	Votes	Votes	Votes
RYAN, Stephen	156				
CARR, Paul	48				
TOOMEY, Darren	52				
Total Formal Votes	257				
Exhausted Votes					
Total Informal Votes	13				
Total Votes	270				
Absolute Majority	129				

Count is balance, election complete.

RYAN, Stephen has been elected.

Version 1.0.0 - 1/02/2011 PM

Distribution of Preferences - Mid North Coast Region

Distribution of Preferences Countsheet

electoral COMMISSION NSW

Current as at :
8/08/2011 9:41

NSW ABORIGINAL LAND COUNCIL
MID NORTH COAST REGION

Election of: 1 Councillor
Election Day: Saturday, 6 August 2011

Candidates	Count 1	Count 2 COWAN, Angela Excluded 40			Count 3 HALL, Phillip Excluded 99								
	Candidate Votes	Votes Distributed	Progressive Total	Votes	Votes Distributed	Progressive Total	Votes	Votes Distributed	Progressive Total	Votes	Votes Distributed	Progressive Total	Votes
MANTON, Bev	137	19	156	9		165							
COWAN, Angela	40												
SMITH, Peter	172	7	179	32		211	ELECTED						
HALL, Phillip	95	4	99										
Total Formal Votes	444	30	434	41		376							
Exhausted Votes		10	10	58		68							
Total Informal Votes	18		18	18		18							
Total Votes	462	40	462	99		462							
Absolute Majority:	223		218			189							

Congratulations, election complete.

SMITH, Peter has been elected.

Returning Officer/Other Signature

/ /
Date

Scrutineer Signature

Scrutineer Signature

Scrutineer Signature

Version 1.5.3 17/5/2011 PM

Distribution of Preferences - North Coast Region

Distribution of Preferences Countsheet

electoral commission NSW

Current as at :
8/08/2011 9:39

NSW ABORIGINAL LAND COUNCIL
NORTH COAST REGION

Election of: 1 Councillor
Election Day: Saturday 6 August 2011

Candidates	Count 1	Count 2																
		NOWTA, Leonee Excluded																
		52	Votes			Votes			Votes			Votes			Votes			
	Candidate Votes	Votes Distributed	Progressive Totals	Votes Distributed	Progressive Totals	Votes Distributed	Progressive Totals	Votes Distributed	Progressive Totals	Votes Distributed	Progressive Totals	Votes Distributed	Progressive Totals	Votes Distributed	Progressive Totals	Votes Distributed	Progressive Totals
WILLIAMS, Tina	203	10	213		ELECTED												
NOWTA, Leonee	52																
DONNELLY, Dallas	198	14	212														
Total Formal Votes	453	24	425														
Exhausted Votes		28	28														
Total Informal Votes	24		24														
Total Votes	477	52	477														
Absolute Majority:	227		213														

Congratulations, election complete.

WILLIAMS, Tina has been elected.

Regional Electoral Officer Signature

/ / Date

Returning Officer Signature

Returning Officer Signature

Version 1.1.3 07/6/2011 RS

Distribution of Preferences - North Western Region

Distribution of Preferences Countsheet

electoral commission NSW

Current as at : 8/08/2011 11:10

NSW ABORIGINAL LAND COUNCIL
NORTH WESTERN REGION

Election of: 1 Councillor
Election Day: Saturday 6 August 2011

Candidates	Count 1	Count 2 FERGUSON, Alister Excluded 37		Count 3 PITT, Edward Excluded 46		Count 4 TRINDALL, Lynn Excluded 55		Count 5 FLICK, Joe Excluded 76		Count 6 TRINDALL, Les Excluded 84		
	Candidates Votes	VOTES DISTRIBUTED	PROGRESSIVE TOTALS	VOTES DISTRIBUTED	PROGRESSIVE TOTALS	VOTES DISTRIBUTED	PROGRESSIVE TOTALS	VOTES DISTRIBUTED	PROGRESSIVE TOTALS	VOTES DISTRIBUTED	PROGRESSIVE TOTALS	VOTES DISTRIBUTED	PROGRESSIVE TOTALS
TRINDALL, Craig	73	1	74	13	87	4	91	3	94	3	97		
McHUGHES, Fell	87	4	91	0	91	2	93	3	96	1	97		
FLICK, Joe	63	6	69	3	72	4	76						
FERGUSON, Alister	37												
TRINDALL, Les	71	2	73	0	73	6	79	5	84				
DENNIS, Anne	228	6	234	5	239	7	246	12	258	11	269		ELECTED
TRINDALL, Lynn	47	1	48	7	55								
PITT, Edward	44	2	46										
Total Formal Votes	650	22	635	28	617	23	585	23	532	15	463		
Exhausted Votes		15	15	18	33	32	65	53	118	69	187		
Total Informal Votes	31		31		31		31		31		31		
Total Votes	681	37	681	46	681	55	681	76	681	84	681		
Absolute Majority:	326		318		309		293		267		232		

Congratulations, election complete.

DENNIS, Anne has been elected.

Regional Electoral Officer Signature

/ / Date

Scrutineer Signature

Scrutineer Signature

Version 1.0.0 17/5/2011 PB

Distribution of Preferences - Northern Region

Distribution of Preferences Countsheet

electoral COMMISSION NSW

Current as at : 8/08/2011 9:37

NSW ABORIGINAL LAND COUNCIL
NORTHERN REGION

Election of :
Polling Day:

1 Councillor
Saturday 6 August 2011

Candidates	Count 1	Count 2		Count 3											
		ALLEN, Jock Excluded		LOCKWOOD-ROSS, Christine Excluded											
		34	Votes	56	Votes			Votes			Votes			Votes	
	Ordinary Vote	VOTES DISTRIBUTED	PROGRESSIVE TOTALS	VOTES DISTRIBUTED	PROGRESSIVE TOTALS	VOTES DISTRIBUTED	PROGRESSIVE TOTALS	VOTES DISTRIBUTED	PROGRESSIVE TOTALS	VOTES DISTRIBUTED	PROGRESSIVE TOTALS	VOTES DISTRIBUTED	PROGRESSIVE TOTALS	VOTES DISTRIBUTED	PROGRESSIVE TOTALS
ALLAN, Shane	115	11	126	5	131										
SUTHERLAND, Bob	75	3	78	11	89										
BRIGGS, Tom	217	7	224	24	248		ELECTED								
LOCKWOOD-ROSS, Christine	52	4	56												
ALLEN, Jock	34														
Total Formal Votes	493	25	484	40	468										
Exhausted Votes		9	9	16	25										
Total Informal Votes	16		16		16										
Total Votes	509	34	509	56	509										
Absolute Majority:	247		243		235										

Congratulations, election complete.

BRIGGS, Tom has been elected.

Regional Electoral Officer Signature

/ / Date

Scrutineer Signature

Scrutineer Signature

Scrutineer Signature

Version 1.9.8 17/6/2011 PR

Distribution of Preferences - South Coast Region

Distribution of Preferences Countsheet

electoral commission NSW

Current as at : 8/08/2011 16:08

NSW ABORIGINAL LAND COUNCIL
SOUTH COAST REGION

Election of: 1 Councillor
Election Day: Saturday 6 August 2011

Candidates	Count 1	Count 2		Count 3		Count 4					
		DIXON, John Excluded		MASON, Vivienne Excluded		HOUSE, Paul Excluded					
	Candidates Votes	19 Votes	VOTES DISTRIBUTED / PROGRESSIVE TOTALS	58 Votes	VOTES DISTRIBUTED / PROGRESSIVE TOTALS	98 Votes	VOTES DISTRIBUTED / PROGRESSIVE TOTALS	Votes	VOTES DISTRIBUTED / PROGRESSIVE TOTALS	Votes	VOTES DISTRIBUTED / PROGRESSIVE TOTALS
HAMPTON, Jack	147	0	147	9	156	39	195	ELECTED			
HOUSE, Paul	94	0	94	4	98						
SMITH, Basil	113	3	116	9	125	18	143				
MASON, Vivienne	58	0	58								
DIXON, John	19										
Total Formal Votes	431	3	415	22	379	57	338				
Exhausted Votes	16	16	16	36	52	41	93				
Total Informal Votes	16	16	16	16	16		16				
Total Votes	447	19	447	58	447	98	447				
Absolute Majority:	216	208		190		170					

Congratulations, election complete.

HAMPTON, Jack has been elected.

Regional Returning Officer Signature

/ / Date

Scrutineer Signature

Scrutineer Signature

Scrutineer Signature

Version 1.0.0 17/02/2011 PM

Distribution of Preferences - Sydney/Newcastle Region

Distribution of Preferences Countsheet

electoral commission nsw

Current as at : 6/08/2011 18:23

NSW ABORIGINAL LAND COUNCIL
SYDNEY/NEWCASTLE REGION

Election of: 1 Councillor
Election Day: Saturday 6 August 2011

Count 1

Candidates	Ordinary Vote	Votes	Votes	Votes	Votes	Votes	Votes
		VOTES DISTRIBUTED / PROGRESSIVE TOTALS	VOTES DISTRIBUTED / PROGRESSIVE TOTALS	VOTES DISTRIBUTED / PROGRESSIVE TOTALS	VOTES DISTRIBUTED / PROGRESSIVE TOTALS	VOTES DISTRIBUTED / PROGRESSIVE TOTALS	VOTES DISTRIBUTED / PROGRESSIVE TOTALS
INGRAM, Norma	68						
SIMMS, Vic	46						
AH-SEE, Roy	344	ELECTED					
RAMBALDINI, Boo	61						
ELLA-DUNCAN, Marcia	89						
DELANEY, Brad	18						
Total Formal Votes	626						
Exhausted Votes							
Total Informal Votes	6						
Total Votes	632						
Absolute Majority:	314						

Congratulations, election complete.

AH-SEE, Roy has been elected.

Prepared Electoral Office Signature — Date

Scrutineer Signature

Scrutineer Signature

Scrutineer Signature

Version 1.3.3 05/5/2011 R9

Distribution of Preferences - Western Region

Distribution of Preferences Countsheet

electoral commission NSW

Current as at :
8/08/2011 11:19

NSW ABORIGINAL LAND COUNCIL
WESTERN REGION

Election of: 1 Councillor
Election Day: Saturday 6 August 2011

Candidates	Count 1 Candidate's Vote	Count 2 EDWARDS, Jennifer Excluded 17 Votes: Votes Distributed	Count 2: Progressive Totals	Count 3 WHYMAN, Owen Excluded 22 Votes: Votes Distributed	Count 3: Progressive Totals	Count 4 FERGUSON, Keith Excluded 24 Votes: Votes Distributed	Count 4: Progressive Totals	Count 5 KERWIN, Monica Excluded 44 Votes: Votes Distributed	Count 5: Progressive Totals	Votes: Votes Distributed	Votes: Progressive Totals	Votes: Votes Distributed	Votes: Progressive Totals
WHYMAN, Owen	22	0	22										
MURRAY, William	70	1	71	6	77	3	80	12	92				
FERGUSON, Keith	23	0	23	1	24								
KERWIN, Monica	30	6	36	6	42	2	44						
JONES, Des	81	1	82	1	83	6	89	19	108		ELECTED		
EDWARDS, Jennifer	17												
Total Formal Votes	243	8	234	14	226	11	213	31	200				
Exhausted Votes		9	9	8	17	13	30	13	43				
Total Informal Votes	11		11		11		11		11				
Total Votes	254	17	254	22	254	24	254	44	254				
Absolute Majority:	122		118		114		107		101				

Congratulations, election complete.

JONES, Des has been elected.

Regional Electoral Officer Signature

Date

Witness Signature

Witness Signature

Version 13.0 17/5/2011 PB

Distribution of Preferences - Wiradjuri Region

Distribution of Preferences Countsheet

electoral commission NSW

Current as at : 8/08/2011 9:48

NSW ABORIGINAL LAND COUNCIL
WIRADJURI REGION

Election of: 1 Councillor
Election Day: Saturday 6 August 2011

Candidates	Count 1	Count 2 COE, Les Excluded 15 Votes		Count 3 SHERIDAN, Violet Excluded 23 Votes		Count 4 INGRAM, Warren Excluded 39 Votes		Count 5 REID, Robert Excluded 50 Votes		Count 6 WILLIAMS, James Excluded 58 Votes		Count 7 WOODS, Ian Excluded 74 Votes	
	Candidate's Votes	VOTES DISTRIBUTED	PROGRESSIVE TOTALS	VOTES DISTRIBUTED	PROGRESSIVE TOTALS	VOTES DISTRIBUTED	PROGRESSIVE TOTALS	VOTES DISTRIBUTED	PROGRESSIVE TOTALS	VOTES DISTRIBUTED	PROGRESSIVE TOTALS	VOTES DISTRIBUTED	PROGRESSIVE TOTALS
REID, Robert	40	1	41	2	43	7	50						
CROMELIN, Craig	98	0	98	2	100	6	106	8	114	9	123	31	154
WOODS, Ian	55	0	55	0	55	2	57	8	65	9	74		
WILLIAMS, James	48	3	51	1	52	2	54	4	58				
INGRAM, Warren	39	0	39	0	39								
WILLIAMS, Denese	60	2	62	2	64	3	67	7	74	7	81	19	100
COE, Les	15												
SHERIDAN, Violet	21	2	23										
Total Formal Votes	376	8	369	7	353	20	334	27	311	25	278	50	254
Exhausted Votes		7	7	16	23	19	42	23	65	33	98	24	122
Total Informal Votes	12		12		12		12		12		12		12
Total Votes	388	15	388	23	388	39	388	50	388	58	388	74	388
Absolute Majority:	189		185		177		168		156		140		128

Congratulations, election complete.

CROMELIN, Craig has been elected.

Regional Electoral Officer Signature

Date

Scrutineer Signature

Scrutineer Signature

Scrutineer Signature

Version 1.0.0 17/02/2011 FD

Appendix F: Declaration of Poll

electoral commission NSW

F2009/406

Mr Geoff Scott
Chief Executive Officer
NSW Aboriginal Land Council
PO Box 1125
PARRAMATTA NSW 2124

10 August 2011

Dear Mr Scott

Following the close of the poll on Saturday 6 August 2011 for the election of one Councillor to represent each of the nine (9) regions on the New South Wales Aboriginal Land Council I am advising you, pursuant to provisions of clause 81(b) of the Aboriginal Land Rights Regulation 2002, that the following persons are declared elected:

Stephen Ryan	Central Region
Peter Smith	Mid North Coast Region
Tina Williams	North Coast Region
Anne Dennis	North Western Region
Tom Briggs	Northern Region
Jack Hampton	South Coast Region
Roy Ah-See	Sydney/Newcastle Region
Des Jones	Western Region
Craig Cromelin	Wiradjuri Region

Pursuant to clause 81(c) of the Regulation a notice will be placed on the New South Wales Electoral Commission website advising of the elected candidates.

Yours faithfully

Michael Nevin
Returning Officer
2011 NSW Aboriginal Land Council Election